


The Colorado Carver



www.ColoradoCarvers.org

April 2024

President's Corner



Welcome Spring! Along with all the plants that are popping up, our Club is growing! The new carvers table is bursting at the seams, visitors are coming, we had over 50 people at the last meeting. Our members are welcoming, helpful, and just plain FUN! What a great place to be. There is so much going on right now. Here are a few things to watch out for:

- Carving in the Rockies information and schedule is out. What a great line up this year. Be sure to register early for the classes you want, they fill up fast!
- **Ben Kembel** will be teaching us how to carve a spoon this month. It's going to be a fun class – my daughter will want it for her coffee scoop!
- We had some great ideas for improving the lights at the Grange. It's being investigated and hopefully we'll brighten the up room soon.
- Next time you get coffee and a snack during our meeting Please thank **Carolyn Vigil**. She does an awesome job of getting our coffee and snacks ready and keeping the kitchen looking nice. You spoil us, Carolyn!
- Finally, be sure to continue supporting our show sponsors. They have always given generously to our Club. Next time you visit them, be sure to say thanks!

It is with a sad heart I share the passing of two long time Club members. **JoAnn Brallier** and **Ernesto Norte**. Along with her warm smile, JoAnn had an amazing talent of turning wood in to life-like animals. She was always learning and loved sharing her skill with others. She will be missed. While I didn't personally know Ernesto, I've learned he was a talented, patient carver who helped many. Please keep their families in your thoughts and prayers.

— Amy Eha

2024 Calendar



Carving & Meetings SATURDAYS

April 13, 2024
May 11, 2024
June 15 -19 (CITR)
July 13, 2024
August 10, 2024
September 14 -15 – Annual Show
October 12, 2024
November 9, 2024
December 7, 2024 ** 1st Saturday

Meeting Schedule

Carving Seminars 9 - 11:15 a.m.- treats
Meeting 11:15 - Show & Tell

Maple Grove Grange Hall
3130 Youngfield St..
Wheat Ridge, CO.

February Meeting Minutes

Submitted by Karen Stalmann

Amy Eha brought the meeting to order and the Pledge of Allegiance was recited. The minutes were approved.

Show and tell: Four instructors for CITR showed us the projects they will be teaching. **Al Vigil** displayed interlocking hearts, a happy hiker, a ball in a cage and chip carved ornaments. **Andy and Aaron Mayer** will teach carving a bark house in the round. **Rob Summers** showed us his stylized bird, a bunny and a caricature pig. **Jan Skuderna's** class will be spoons, three patterns from beginner to advanced. Rob showed us a cross he carved, with flowers on top. He described that he stamped on the background. **Brian McKay** discussed his caricature cowboys and the classes he took to create them. **Kathy Reinhart** showed us an outhouse offered by **Gary Fenton** as a class last year. He will be an instructor this year as well. Gary showed us his duck carving. **Kurt Kelley** talked about the fish he carved. **Doug Reinhart** discussed his layering technique of several different types of wood he used to chip carve a cross. Lastly **Barb Jacobson** showed her cross she carved.

Monthly seminar: April's seminar will be **Ben Kembel** teaching us a simple spoon that takes no special tools.

Finances: Morgan was absent. **Michael Eha** will be our auditor. A thank you gift was sent to **Don Rieker** for his serving the club all these years.

Library: **Celia Schefe** thanked **Jim Roth** for selling 79.50 worth of left over books from the Nov sale. She asked for volunteers to help sort papers and pictures after the April meeting.

CITR: **Kathy Reinhart** reported that she is still waiting for instructor forms to be returned. 12 instructors have committed, 15 classes will be offered. **Carolyn Vigil** will take charge of the meals and the kitchen. **Jan Skuderna** will be in charge of the bucket drawing.

Annual Show: Sept. 14-15 at the Apex center 6842 Wadsworth Blvd, Arvada 80003. Behind the scenes activities are moving right along.

New Carvers table: **Rob Summers** reported that 8 people joined him this month. Three joined the club. In Morgan's absence he reported that 11 people paid their dues.

New Business: Walking sticks and roughouts are available at every meeting for a donation. Carved walking sticks will be donated to veteran's groups.

We need to be vigilant about cleaning up after our meetings. There are no janitors for the Grange We get the facility for a reasonable price and want to take care of the facility.

Future Dates: CITR- June 15-19; Cider Days -Oct.; Creede- July 13-19

Next meeting: April 13, 2024

April Seminar

April's seminar is carving a spoon with **Ben Kembel**. Bring a knife and some gouges. He is not charging anything for the blank.



Carving in the Rockies (CITR)

Carving in the Rockies 2024 registration begins, **NOW!** Please note that a full weekend is included this year. Hopefully this will give participants who work a chance to take a class or two. You will find in this newsletter the class schedule, the class details, including how many spots are available in each class, pictures of the projects and the all-important registration form. Classes do fill up quickly, so don't miss the fun.....sign up today!

You can take as few or as many classes as you like. In addition to the classes, you can come for open carving at the Open Carvers Table, come for the fun lunches, or buy tickets for the bucket drawings. It's five days of interactive carving fun.

New this year: A Drop-in Paint and Finishing Session with **Brian McKay**, all day Sunday. Along with the Open Carvers Table on Sunday, Brian McKay will be offering a drop-in, come and go session, sharing his expertise in painting and finishing your woodcarvings. No sign-up required. Just bring any completed carving, your paints and brushes and he will guide you through the process or give you tips on improving the finish out of your carving or carvings.

You are encouraged to tell other carvers about CITR. All the information is also available on www.woodcarvers5280.com. This is an easy way to share CITR with carvers you know, who are not members of our club. If you have any questions at all, talk to any of the board members or email, woodcarvers5280@gmail.com.

The CITR committee is still looking for a person who might take pictures each day for future publicity and someone who might take charge of the swamp cooler, ceiling fans and stand-up fans during the event.

Thank you, **Rick Reynolds**, for taking on the class set-up. Getting involved makes CITR so much more fun and you get to know fellow members so much better.

CITR Registration Guidelines

To make sure everyone has a fair chance to sign up for the class they want, the following guidelines will apply to all registration forms.



First in has priority, along with payment (check or cash). Mailed in forms are prioritized by the USPS postmark on the envelope. Hand delivered or turned in at a meeting is in the order I receive them.

1. Mail the form and payment to the address on the form.
2. Deliver to Rob Summers at his home. A "drop box" will be on my front porch in case I am not home. Do not put them in our mailbox. The address is 1380 S. Ammons St., Lakewood, CO 80232.
3. Drop off at the Lakewood Clement Center open carving session (Rusty Nail – 7845 W. 16th Ave., Lakewood, CO 80214) before noon every Wednesday.
4. Bring to the April and May monthly meeting.

If you have questions, please contact me!
Rob Summers 303-810-8265

CITR CLASS SCHEDULE 2024

SATURDAY JUNE 15TH	SUNDAY JUNE 16TH	MONDAY JUNE 17TH	TUESDAY JUNE 18TH	WEDNESDAY JUNE 19TH
ANDY MAYER IN-THE-ROUND BARK COTTAGE max # in class: 10	POLLY WHITE FACE IN ASPEN max # in class: 10	POLLY WHITE OUTHOUSE IN BARK max # in class: 12	STEVE GURNETT GNOME CLASS max # in class: unlimited	
AMY EHA BEGINNER SCRIMSHAW max # in class: 8	TONY DILL SANTA FACE STICK max # in class: 8	TONY DILL SANTA max # in class: 8	JERRY CANAVAN BABY SASQUATCH & FRIENDS max # in class: 8	JAN SKUDERNA SPOONS max # in class: 10
AL VIGIL BALL IN CAGE max # in class: 8	AL VIGIL HAPPY CAMPER max # in class: 8	JOSEPH SIKORA CELTIC DRAGON max # in class: 6	GARY FENTON CARDINAL ON A STUMP max # in class: 10	AL VIGIL INTERTWINED HEARTS max # in class: 8
ROB SUMMERS BEGINNERS BIRD, BUNNY, PIG max # in class: 10	BRIAN MCKAY DROP-IN PAINT & FINISHING SESSION ***not a class, all day come & go	AL VIGIL CHIP CARVING max # in class: 8	AMY EHA ADVANCED SCRIMSHAW *Prior scrimshaw or etching experience required max # in class: 8	

*All instructors are capable and willing to work with carvers of all levels. *Classes that require a prerequisite. The class descriptions explain all class details, tool requirements and states the material fee that is paid directly to the instructor. Students are expected to bring their own tools unless indicated that the instructor will have loaners or provide items.*

See registration form to sign up for classes. The following guidelines will apply to all registration forms. First in has priority, along with payment (check or cash). Mailed in forms are prioritized by the USPS postmark on the envelope. Forms hand delivered or turned in at a meeting are in the order they are received. Registration deadline is May 31, 2024

Event location; Maple Grove Grange Hall, 3130 Youngfield St., Wheat Ridge , Co. 80215

questions? Contact: woodcarvers5280@gmail.com

More CITR info: www.woodcarvers5280.com

Carving in the Rockies June15-19, 2024 – Registration Form

Name: _____ Phone: _____ E-mail: _____
Address: _____

. WRITE IN THE CLASSES YOU WISH TO TAKE WITH THE INSTRUCTOR’S NAME

CARVING CLASS

INSTRUCTOR

Saturday, June 15, 2024: _____

Sunday, June 16, 2024: _____

Monday, June 17, 2024: _____

Tuesday, June 18, 2024: _____

Wednesday, June 19, 2024: _____

NOTE: A registration fee for Carving Club Members (any Wood Carving Club) of \$20.00 per day (a 2-day class costs \$40.00); must be included with your registration to reserve a place in the class. Fees for non-Club members are \$25.00 per day (a 2-day class costs \$50.00). Registration fees are non-refundable unless the class is not available or CITR is cancelled by the Club leadership.

Make your checks payable to THE COLORADO CARVERS CLUB. You must sign the waiver below to complete your registration.

IMPORTANT: MATERIAL COSTS ARE PAID **DIRECTLY TO THE INSTRUCTOR** THE DAY OF THE CLASS AND **MUST NOT** BE INCLUDED WITH THIS REGISTRATION FORM.

Return this completed form, together with the registration fees NO LATER THAN May 31, 2024, to:

Robert Summers
1380 S. Ammons St.
Lakewood, CO 80232-5321

Call Rob (303-810-8265) with any questions regarding classes. You will receive a letter confirming which class you are registered in, plus a class description and notes regarding needed tools and materials you will need to bring to the class. Rob will call you if your chosen class is full or otherwise unavailable. In that event, your registration fee will be refunded.

WAIVER OF LIABILITY

The undersigned hereby releases and forever discharges the COLORADO CARVERS CLUB, its board, officers, agents, and instructors from all liability, causes of action, claims, and demands for or by reason of any damages, loss or injury sustained by the undersigned at any Colorado Carvers Club function.

Student Name (print): _____ Signed: _____

Parent/Guardian Name (print): _____ Signed: _____

(If student is under 18 years of age)

CITR 2024 Class Descriptions

All instructors are capable and willing to work with carvers of all levels. Classes that require prerequisites will be noted in class descriptions. Students are expected to bring their own tools unless indicated that the instructor will have some loaners or provide items.

Two Day Class:

⚠ **In-the-Round Bark Cottage** by Andy Mayer Material Fee: \$15-20 (Saturday & Sunday)

Students will learn how to design and carve an in-the-round cottage from two pieces of bark, then join them together for a nearly seamless fit. If time allows, students can also carve a tree to enhance the house. Design can be adjusted to skill level.

Provided: Bark - **Tools Required:** Knife, 3/16" v-tool, 1/8" #1 chisels, 5/8" #2 gouge, one large # 2 to 5 gouge (for roughing out), needle file set, pin vice with small drill bit. Max # in class: 10

One Day Classes:

⚠ **Beginning Scrimshaw** by Amy Eha Material Fee: \$22 (Saturday)

Learn the history of a truly unique American art form while using 2 styles of Scrimshaw to create 3 different projects from 3 different traditional materials! No experience necessary to join this fun, creative class. All skill levels welcome.

Project 1: Cue Ball Slab Display Piece - Etch a traditional design on a cue ball slab using traditional scratch and ink style of Scrimshaw.

Project 2: Piano Key Bookmarks – Create 2 individual bookmarks from recycled piano keys. Laws pertaining to use of elephant and other ivories will be discussed. You will learn the “stipple” technique.

Project 3: Necklace Pendant: Use all you have learned to create a unique pendant from a 10,000 - 30,000-year-old mammoth ivory.

Provided: Cue ball slab, piano keys, mammoth ivory, and ink. Also, lights and magnifying glasses. **Tools Required:** Please bring: pencil and notebook, 1 double-ended reversible pin vise - one end with zero minimum capacity (available to purchase at class for \$4), small transparent plastic ruler, old towel to pad your arm and work – they will get ink on them. If you have Opti-Vision or other preferred magnification devices you are comfortable with, please bring them. Max # in class: 8

⚠ **Ball in a Cage** by Al Vigil Material fee: \$3 (Saturday)

We will be carving a ball in a cage from a 1"X6" block of basswood.

Provided: Block of wood - **Tools Required:** Kevlar glove, sharp bench knife, and a little patience might help. Max # in class: 8

⚠ **Beginners Bird, Bunny, Pig** by Rob Summers Materials fee: \$5 (Saturday)

Students will have the choice of three project cutouts, a stylized bird, a caricature bunny, or a caricature pig. Carving will be completed in class to take home to paint or stain.

Provided: Basswood cutouts and sandpaper. Loaner gouges available. **Tools Required:** Safety glove, sharp knife, small gouges (dockyard or similar sizes). Max # in class: 10

CITR 2024 Class Descriptions

! Santa Face Stick by Tony Dill Materials fee: \$10 (Sunday)

Learn to carve a Santa Face! Creating a complete face after carving nose, mustache, beard and eyes.

Provided: 2" X 12" basswood face stick - **Tools Required:** Sharp knife, U & V tools, carving glove, #7 u-gouge would be great, but not required. Max # in class: 8

! Happy Camper by Al Vigil Materials fee: \$8 (Sunday)

The project is a 3D little man (or woman) with very little in the way of detail. Face consists of nose and a slash for mouth.

Provided: Wood roughout, loaner dockyard gouges. **Tools Required:** Kevlar glove, sharp bench knife, 4 or 5mm dockyard gouges. Max # in class: 8

! Face in Aspen by Polly White Materials fee: \$10 (Monday)

This class will follow the basics presented in Skylar Johnson's (Mountain Woodcarvers), 'How to Carve a Wood Spirit on a Hiking Stick'.

Provided: A 5"- 6" Aspen piece and handouts from Skylar's book. Loaner dockyards available. **Tools Required:** Kevlar glove, sharp knife, v-tools, gouges, dockyards sizes are handy. Max # in class: 10

! Santa by Tony Dill Materials fee: \$15-\$30 (Monday)

Dozens of Santa rough-outs will be offered, (traditional, whimsical, and old world). I will concentrate on the face layout with special attention on the eyes.

Provided: Dozens of Santa rough-outs to choose from. **Tools Required:** Sharp knife, carving glove and palm tools, #7 1/4" palm tool used a lot. Max # in class: 8

! Celtic Dragon by Joseph Sikora Materials fee: \$6 (Monday)

Low relief carving in basswood of a Celtic Intertwined Dragon

Provided: 7" X 7" piece of basswood - **Tools Required:** Sharp detail knife, Gouges: #4 or #5 - 5mm & 10mm, #6- 5mm & 10mm - Max # in class: 6

! Chip Carving by Al Vigil Materials fee: \$6 (Monday)

Students can select from various chip-carving blanks, including coasters and ornaments.

Provided: Variety of blanks **Tools Required:** A sharp, chip-carving knife and a Kevlar glove
Max # in class: 8

CITR 2024 Class Descriptions

! Outhouse in Bark by Polly White Materials fee: \$15 (Tuesday)

Step 1: Shape and base of the outhouse will have been cut (and then halved) side to side and glued with light tacky glue. The outside will then be shaped, and the door cut out.

Step 2: We will break apart the two halves and clean and hollow out the hole area and put in boards. Then, we'll glue it back together and add a base.

Provided: Bark, shaped and halved. **Tools Required:** Sharp knife, various gouges, v- tool, carving glove. Max # in class: 12

! Baby Sasquatch and Friends by Jerry Canavan Materials fee: \$5 (Tuesday)

We will be carving a furry primate as an ornament or refrigerator magnet. There should be time to finish one or two and paint at least one.

Provided: Basswood cutouts, leather punches for eyes, paint, Blo mixture, magnets, and epoxy.. **Tools Required:** *Don't worry, bring what you have. Sharp detail knife, 1 1/2" or larger knife, upsweep knife, small v-gouges (1/4" or less), Dockyard #8 gouge 2/3/4 mm, Dockyard #1 flats and skewers, paint brushes, and carving gloves. Max # in class: 8

! Cardinal on a tree stump by Gary Fenton Materials fee: \$5 (Tuesday)

Like, Doug Linker, Cardinal on a Stump, with more details. Also, a finish painting demo..

Provided: 1 1/4" square cutout of basswood. The instructor will bring some paints, students are encouraged to bring their own brushes and paints if they wish.

Tools Required: Tools should be sharp! Bring a knife, gouges of various sizes up to 1/4" (your preference) and a V-tool. Max # in class: 10

! Advanced Scrimshaw by Amy Eha Materials fee: \$22 (Tuesday)

After a brief refresher on Scrimshaw techniques, you will create a traditional seafaring scene of your choice on a replica whale tooth. Inter. skill level, prior Scrimshaw or etching experience required.

Provided: Replica whale tooth and ink. Lights and magnifying glasses will be provided.

Tools Required: Pencil and notebook, 1 double-ended reversible pin vise - one end with zero minimum capacity (available to purchase at class for \$4), small transparent plastic ruler, old towel to pad your arm and work – they will get ink on them. If you have Opti-Vision or other preferred magnification devices you are comfortable with, please bring them. Max # in class: 8

! Gnome Class by Steve Gurnett Materials fee: \$5 (Wednesday)

Students can select from a variety of gnome figures, their gnome will be carved and painted by the end of day. Gnomes to select from are Gnome, Gleprechaun, Gviking, Gpirate, Gunclesam, and more!

Provided: Cutouts, a detailed instruction sheet, and paints. Extra cutouts will be available for \$5. **Tools Required:** Detail knife, 1/2" or 5/8" #7 sweep gouge, 1/4" V-tool. A camera or phone. Max # in class: Unlimited # of students

CITR 2024 Class Descriptions

! Spoons by Jan Skuderna Materials fee: \$8 (Wednesday)

Students will be carving a spoon out of a basswood blank. Three choices of blanks. We will concentrate on carving the spoon bowl first and then shaping the handle.

Provided: Three different blanks to choose from in varying degrees of difficulty (easy, medium, and hard). Loaner scoopers & scorps. **Tools Required:** Sharp knife, various gouges (whatever you have), various grits of sandpaper. Max # in class: 10

! Interlocking Hearts by Al Vigil Materials fee: \$10 (Wednesday)

We will be carving interlocking hearts from one piece of basswood approximately 4"X8".

Provided: Blank and sandpaper. Loaner chisels available. **Tools Required:** Kevlar glove, sharp bench knife, a wood chisel 1/4"to 1/2". Max # in class: 8

! Drop-in Paint and Finishing Session with Brian McKay (All day Sunday)

Along with the Open Carvers Table on Sunday, Brian McKay will be offering a drop-in, come and go session, sharing his expertise in painting and finishing your woodcarvings. No sign-up required. Just bring any completed carving, your paints and brushes and he will guide you through the process or give you tips on improving the finish out of your carving or carvings.

Provided: Water containers, sandpaper, and samples of finishing products.

Tools Required: Paints, brushes, and carvings.



CITR Project Pics



Northern Colorado Woodcarvers

Club meetings the second Thursday of the month at 6pm at the Woodcraft Store in Loveland, CO; Contact: Richard Bandy 970-587-9681

Open Carving

Thursdays 9-12 noon
Broomfield Community Center,
280 Spader Way, 303-464-5500

Pikes Peak Whittlers

Club meetings second Saturday every month at Redeemer Lutheran Church 2226 N. Corona St.
Colorado Springs, CO 80907
Contact: pikespeakwhittlers@gmail.com

Barnum Recreation Center

360 Hooker St. Denver
Open Carving Mondays 11am - 1pm
barnum.recreation@denvergov.org

Clements Center

1580 Yarrow St, Lakewood
Open Carving Wednesdays 9am - 3pm
\$3.00 drop-in fee

Thornton Woodchippers


Thornton Active Adult Center
Contact Ken at 303-513-5347 or Dwayne at 303-387-6043. Monday mornings at 9 and Wed afternoons at 1pm.



Longmont Woodcarvers

WHO: anyone interested in carving
WHAT: carving & fellowship
WHEN: every Friday 8am - 11:30am
WHERE: Longmont Senior Center
910 Longs Peak Ave.
Longmont, Colorado

Mountain Woodcarvers




**Your Hobby
Your Source**

**Tools, Books &
Supplies**

Call us 800.292.6788

www.mountainwoodcarvers.com



The Colorado Carver

The *Colorado Carver* is a monthly publication of the **COLORADO CARVERS CLUB**, a registered, nonprofit organization. Unless otherwise stated, meetings will be held on the **SECOND** Saturday of each month, **11:15am** at the Maple Grove Grange Hall, 3130 Youngfield St., Wheat Ridge, CO. Open carving and instructional carving is held on the **SECOND** Saturday of each month, **9:00 till 11:15am**. Annual membership dues are \$25.00.

Members: See the newsletter in full color on our website at www.coloradocarvers.org. Click on "Who We Are"

Direct **articles** for the newsletter to:
Polly White
Phone: 720-256-3816
Email: pollywhite@comcast.net.

Club Officers

President - Amy Eha
303-564-0262

Vice Pres. - Kathy Reinhart
720-726-7871

Secretary - Karen Stalman
303-287-2354

Treasurer - Morgan Herbruck
989-854-9616

Board

Al Vigil - 303-985-3724
Barney Schranck - 720-418-0236
Rob Summers - 303-810-8265



COLORADO CARVER'S CLUB
P.O. Box 19171
Denver, CO 80219-0171

FIRST CLASS
RETURN REQUIRED