

The Colorado Carver

www.ColoradoCarvers.org

May 2026

President's Corner

Welcome to May – the month of flowers and knives!

That's right, sharpen your knives for the fun hedgehog seminar at the May meeting AND in preparation for Carving in the Rockies.

Hopefully you've registered for a class. For me, CITR has been truly life-changing. Several years ago, I took a class taught by **Jerry Case**. One of his many talents was creating scrimshaw on cue ball slices. When I saw my first image start to appear I was hooked! Since then, I've learned many different techniques, traditional and new styles, how to create colored works and how "exciting" it is to slice a round cue ball with a bandsaw. There are so many different materials to use – bone, horn, elephant, whale and, my favorite, mammoth Ivory. I've made friends with and taken classes from, a nationally known schrimshaw artist here in Colorado. Along with meeting a true renaissance man and artist who hunts for mammoth fossils and ivory for museums and to supply people like me. My work has been in juried gallery shows, I've traveled to fossil shows in Tucson, taken classes in Colorado and soon will be going to the east coast for classes and materials. It's a blast!

All because of a one-day Carving in the Rockies class.



You never know what is going to open your eyes, and heart, to a new way of carving. So, I strongly encourage you to join us in June. Who knows what will happen!

Amy Eha

Library News

from Celia Schefe...



We have received the latest **Chip Chats** magazine from **Rob Summers**. It includes an article (with photographs) by **Polly White** about our club.

Ben Kembel donated magazines and **Jim Roth** brought books donated by **June Anderson** that were her father's. Thanks to all of you!

Dave Tzarks is in charge of the toy making project. I'll bring books on making toys each month. Take a look at them for ideas.

At the May meeting I'll bring some files to show you what we've been working on in the library. **Carolyn Vigil** has been a major help with this.



April Minutes

...from Secretary Carolyn Vigil

CCC minutes from April 11, 2026

Amy called for approval of the March minutes. **Ralph Gilley** moved to approve and **Carla Thorpe** seconded. Motion carried.

Doug and Kathleen Reinhart were thanked for helping at the green table which had 11 participants, some of whom joined the club and signed up for classes at CTR.

Celia Schefe has not had any response from her posted advertisements for a librarian.

Al Vigil said that we had several new members this month and last month.

Carving in the Rockies will be held June 18-20 and 22-23 with no Sunday (Father's Day). The new location for CTR is the Wheat Ridge Center for Music and Arts which is in the United Methodist Church just east of Wadsworth Boulevard on W. 38th Avenue (south side of 38th) Tickets for the bucket drawings will be \$5.00 for 6 tickets.

The 2026 Annual Show will be held September 12-23 at the Apex Recreation Center in Arvada.

Under other business, Amy reminded the group about **Cider Days** at the Lakewood Cultural Center and to consider volunteering to help. June Anderson donated her father's tools to the club.

Our next meeting will be May 9, 2026 at the Maple Grove Grange.

May Birthdays & Anniversaries

George Smith
May 9

Lori Mitchell
May 24

Kimberley McCoy
May 13

William Schmetzer
May 27

Kari Barnes
May 14

James McCoy
May 31

David Butler
May 21



Doug & Kathy Reinhart
May 7, 1978

Joseph & Jenny Sikora-Hoss
May 29, 1998

Meeting Dates



2nd Saturday of the Month

9:00 to 11:00 Open Carving & Seminars
11:15 Show & Tell, Business Meeting

2026 Meeting Dates:

May 9

June 18 - 23 CTR

July 11

August 8

September 12-13 Annual Show

October 3

November 14 - Book Sale

December 5 - Christmas Party (1st Saturday)

Location

Maple Grove Grange Hall
3130 Youngfield St., Wheat Ridge, CO

CITR - May Update

Good News, Bad News, Great News! six of the CITR classes are full, 10 classes still have spots available for you or a fellow carver, and there is no “bad” news. The registrations have been active this first month, with carvers signing up from our club, Pikes Peak Whittlers and some non-club associated carvers.

Check the Coloradocarvers.org website to view an updated class schedule; Rob Summers updates it as every registration comes in. David Tjarks has added the Carving in the Rockies tab to the website that gives all information about the event. Share our website with other carvers to introduce CITR.

If you have signed up for a class and you have not received your confirmation letter, check your e-mail or contact Rob Summers. All confirmation letters are sent by e-mail this year.

The Registration deadline is June 5th! * Take as many or few classes as you want or just come for the Open Carving Table, which is set up everyday.

Just in case you didn't read it last month: here are details about CITR

WHERE: The new location is the Wheat Ridge United Methodist Church / Wheat Ridge Center for Music & Arts, 7530 W. 38th Ave., Wheat Ridge, Co. 80033. A quick google map search will give you a glimpse of the new location and the surrounding area.

WHEN: June 18th -23rd, excluding Sunday, June 21st.

WHY: The CCC Board and CITR Committee want to explore an opportunity to enhance the CITR experience for both instructors and participants. The Wheat Ridge Center for Music & Art is within the Methodist church facilities.

CITR will be in the exhibition hall; it is spacious and airy, it is ADA compliant, the space is all on one level, it has air-conditioning and wi-fi, it has a commercial kitchen, it also has covered outdoor space and an ample paved parking lot.

WHAT: is Carving in the Rockies, aka CITR? It is a five-day event sponsored by the Colorado Carvers Club. Five days of various carving disciplines taught by experienced carvers from across Colorado. The classes are for various skill levels and interests. Each class is a full day or sometimes two days depending on the complexity of the project. It is a terrific opportunity to learn or refine skills from some exceptional carvers.

Registration Guidelines

CITR class sign up is on a first come basis along with a check made out to The Colorado Carvers Club.

1. Mail the form and payment to the address on the form. Your email address is a required field so you can receive a confirmation letter.
2. Deliver to **Rob Summers** at his home. Call me before you come to be sure I am home. The address is 1380 S. Ammons St., Lakewood, CO 80232.
3. Drop off at the Lakewood Clement Center open carving session (Rusty Nail – 7845 W. 16th Ave., Lakewood, CO 80214) before noon every Wednesday.
4. Bring to the April and May monthly meeting.

Note: I will email you a confirmation letter about the classes you signed up for. You should check your junk or spam folder if you don't see an email in your in box within a week.

If you have questions, please contact me!
Rob Summers 303-810-8265

2026 CARVING IN THE ROCKIES						
THURSDAY JUNE 18TH	FRIDAY JUNE 19TH	SATURDAY JUNE 20TH	SUNDAY JUNE 21ST	MONDAY JUNE 22ND	TUESDAY JUNE 23RD	
BOB ZETTLER		POLLY WHITE		STEVE GURNETT		
RELIEF CHARACTER CARVING						
BIRD ON A PERCH (Max # in class: 10) 8 open spots		3 FACE PROJECTS (Max # in class: 10) 3 open spots				
JAN SKUDERNA	ANDY MAYER		ROB SUMMERS			
BROOK TROUT (Max # in class: 10) 4 open spots		CABIN RELIEF IN BARK (Max # in class: 10) 2 open spots		FOLK ART CANDLESTICK (Max # in class: 7) 4 open spots		
POLLY WHITE		JOSEPH SIKORA		AL VIGIL		
OUTHOUSE IN BARK (Max # in class: 12) FULL FULL FULL FULL		THE HEN - RELIEF (Max # in class: 8) 2 open spots		MAPLE LEAF CARVED CANDY DISH (Max # in class: 10) 1 open spot		
AL VIGIL		DAVE TJARKS		JERRY CANAVAN		
CHIP CARVED CLOCK (Max # in class: 10) 1 open spot		TONY MONTOYA		FISHES ON FIRE (Max # in class: 8) 1 open spot		
FUN WITH FLOWERS (Max # in class: 9) FULL FULL FULL FULL		ROUGHOUTS & CUTOUPS (Max # in class: 8) FULL FULL FULL FULL			BRIAN MCKAY	
AL VIGIL		TONY MONTOYA		CARLA THORPE		
ASPEN FEATHER RELIEF (Max # in class: 7) FULL FULL FULL FULL		NO CLASSES			WATERCOLOR ON WOOD (Max # in class: 6) FULL FULL FULL FULL	

The class descriptions explain all class details, a specific skill level if needed, tool requirements and the material fee that is paid directly to the instructor. Students are expected to bring their own tools unless the instructor says they will have loaners.

Registration form is available on CCC website, at CCC monthly meeting and in newsletter. The registration guidelines: *First-in has priority, along with payment (check or cash). Mailed in forms are prioritized by the USPS postmark on the envelope. Forms hand delivered or turned in at a meeting are in the order they are received. Registration deadline is June 5, 2026*

Event location; Wheat Ridge United Methodist Church / WRCMA , 7530 W 38th Ave, ,Wheat Ridge , Co. 80033 Time: 9am to 4pm

More C ITR info & registration form: www.coloradocarvers.org Questions? Contact: woodcarvers5280@gmail.com

2026 - CITR Registration Form

June 18 – 20 and June 22- 23, 2026

Name: _____ Phone: _____ E-mail: _____

Address: _____ zip code _____

Class signup is on a first come first served basis along with a check made out to The Colorado Carvers Club. Your form and payment should be mailed to the address below. [Your email address is a required field](#) because all confirmation letters will be emailed this year.

A registration fee for Carving Club Members (any Wood Carving Club) of \$20.00 per day (a 2-day class costs \$40.00) must be included with your registration to reserve a place on the class. Fees for non-Club members are \$25.00 per day (a 2-day class costs \$50.00). Registration fees are non-refundable unless the class is not available or CITR is cancelled by the Club leadership.

NAME OF CARVING CLASS

INSTRUCTOR'S NAME

Thu., June 18, 2026: _____

Fri., June 19, 2026: _____

Sat. June 20, 2026: _____

Sun., June 21, 2026: -----No Classes – Father's Day -----

Mon., June 22, 2026: _____

Tue., June 23 2026: _____

Make your checks payable to THE COLORADO CARVERS CLUB. You must sign the waiver below to complete your registration.

IMPORTANT: MATERIAL COSTS ARE PAID **DIRECTLY TO THE INSTRUCTOR** THE DAY OF THE CLASS AND **MUST NOT** BE INCLUDED WITH THIS REGISTRATION FORM.

Return this completed form, together with the registration fees NO LATER THAN June 5, 2026, to:

Rob Summers
1380 S. Ammons St.
Lakewood, CO 80232

Call Rob (303-810-8265) with any questions regarding classes. You will receive a letter by email confirming which class you are registered in. **You can go to the Colorado Carvers website for the class description and notes regarding needed tools and materials you will need to bring to the class.** Rob will call you to say if your chosen class is full or otherwise unavailable. In that event, your registration fee will be refunded.

WAIVER OF LIABILITY

The undersigned hereby releases and forever discharges the COLORADO CARVERS CLUB, its board, officers, agents, and instructors from all liability, causes of action, claims, and demands for or by reason of any damages, loss or injury sustained by the undersigned at any Colorado Carvers Club function. Minors are required to wear a cut resistant carving glove while participating in club activities.

Student Name (print): _____ Signed: _____

Parent/Guardian Name (print): _____ Signed: _____

(If student is under 18 years of age)

CITR 2026 Class Descriptions

Classes requiring a specific skill level will be noted in class descriptions. Students are expected to bring their own tools unless the instructor says they will be provided. Material fees are paid directly to instructors on day of class.

BROOK TROUT by Jan Skuderna **Material Fee: \$2** **Max #: 10** **Thursday**
You may have time to carve more than one fish. Finishing (painting) will be on your own.

- ★ Provided: Blanks available for 4" and 5" fish.
- ★ Required: A knife and a V tool.

CHIP CARVED CLOCK by Al Vigil **Material Fee: \$20** **Max #: 9** **Thurs. & Fri.**
*We will be carving a chip carved clock. In the photographs, I have included two different patterns you can choose for your clock. If you have a chip carving pattern you would like to use, feel free to bring your pattern to the class. ***Special note - if you bring a pattern, it must have been copied on a laser printer (available at all copy centers).*

- ★ Skill level: This project will require knowledge of and ability to chip carve. This is not a class for you if you have never chip carved. If you are brave and want to give it a try, I will help you, but remember that other students will require some of my time.
- ★ Provided: Wood blank (9"x 9"), choice of pattern, and transfer tool to transfer the pattern to the wood.
- ★ Required: A sharp chip carving knife, a carving glove, a transfer tool if you have one, and a gouge to dig out the wood in the back of the clock to install the clock works.

RELIEF CHARACTER CARVING by Bob Zettler **Material Fee: \$45** **Max #: 8** **Thurs. & Fri.**
Project will be a shallow, mid, and deep relief carving. A 9" x 12" x 1" piece of basswood will be routed two levels with deep relief image transferred. We will begin by drawing an image in the background and creating a very shallow relief image. Then, we'll proceed to the second level by drawing-in from the furnished pattern and then carving in a somewhat deeper and a bit more detailed relief. This will be followed by carving the third level in more of a deep relief of the transferred image, then undercutting and some wood burning. Time permitting, I will give a talk on my oil color finishing.

- ★ Provided: Basswood panel and copy of full pattern, and wood burner for class use.
- ★ Required: Intermediate and small gouges, sharp knife, and glove. If you have a bench hook for relief carving it will be helpful. If you have a wood burner, please bring it, but not required.

THE HEN RELIEF CARVING by Joseph Sikora **Material Fee: \$8** **Max #: 8** **Friday**
Shallow relief carving of a hen in basswood.

- ★ Provided: Basswood blank with transferred pattern.
- ★ Required: Bench knife, detail knife, #5 or #6 - 5 mm gouge, and #4 or #5 - 10 mm gouge.

CITR 2026 Class Descriptions

CABIN RELIEF IN BARK by Andy Mayer **Material Fee: \$5 - \$10** **Max #: 10** **Fri. & Sat.**

Learn to relief carve a cabin scene in bark using the natural bark to frame the carved area. Students can choose to carve the cabin straight on, or for more of a challenge, they can carve it at an angle to create more depth.

- ★ Provided: Assorted sizes of cottonwood bark.
- ★ Required: Carving glove, knife, 1/8" and 1/4" #1 chisels, 5/8" #3, 1/2" #5, 5/16" shallow #7 U-gouges, 3/16" V tool, and needle files.

BIRD ON A PERCH by Polly White **Material Fee: \$10** **Max #: 10** **Saturday**

Carve and paint a bird and make a swinging perch for it to sit on. Bird can be realistic or a figment of your imagination.

Bird: The basic shape of the bird will be cut out in basswood. The head, beak, and tail will need to be shaped and edges rounded. Sandpaper may be used to smooth the surface if you don't want original knife cuts to show. Holes will be drilled in the bird's lower belly to insert wire feet.

Perch: The perch will be made with a twig and a wire, using a perch pattern as a guide. Four holes will be drilled in the twig for perch and leg wires.

- ★ Provided: Basswood cutout, twigs and wire, wire cutters and needle-nose pliers, sanding mesh, patterns/instructions, paints and brushes.
- ★ Required: Knife, safety glove, and paints and brushes (if you have favorites).

FOLK ART CANDLESTICK by Rob Summers **Material Fee: \$15** **Max #: 7** **Monday**

We will carve one candle and base from your choice of two different base designs. We will attach the candle to the base for you to finish at home. Extra blanks will be available for purchase.

- ★ Provided: 1 1/8" x 8" candle blank, base blank, and fastener and tools for assembly.
- ★ Required: Safety glove, sharp knife, and if possible, a #3 3/8" or 1/2" gouge and a #9 1/8" gouge if you have one.

MAPLE LEAF CARVED CANDY DISH by Al Vigil **Material Fee: \$12** **Max #: 9** **Monday**

We will be carving a candy dish in the shape of a maple leaf.

- ★ Provided: Wood block.
- ★ Required: A sharp knife, carving glove, and a gouge (for hollowing out the inside of the bowl).

CITR 2026 Class Descriptions

3 FACE PROJECTS by Steve Gurnett **Material Fee: \$5** **Max #: 10** **Mon. & Tues.**

Your choice of: Pirate bottle stopper, Face Study Stick, or Shelf Gnome. Pick one project to hone your face carving skills.

- ★ Provided: Pirate head roughout and bottle stopper, or study stick wood, or shelf gnome roughout.
- ★ Required: Detail knife, V tools, ½" #7 gouge or similar, and dockyard tools.

FISHES ON FIRE by Gerard Canavan **Material Fee: \$10** **Max #: 8** **Tuesday**

Students will choose a hemlock blank and have a choice of hardware items to complete the fish design. After carving and sanding, (gasp!), we will torch and wire brush the carving to emphasize the grain. The fish will then be reassembled using epoxy if necessary. Finishing tips, especially related to markers and metallic acrylics, will be discussed.

- ★ Provided: Hemlock blank, hardware, fire source and wire brush. Some extra tools will be available.
- ★ Required: #1, #2, and #3 gouges or flat skewers ¾" wide, a medium V tool, and a knife (the longer the blade, the better, and curved, upswept blades work the best). A draw knife is 100% optional (I have one we can play with).

Project Photos

Brook Trout



Hen Relief Carving



Maple Leaf Candy Dish



Project Photos

Bird on a Perch



Chip Carved Clock: Two Patterns



Caricature Relief Carving



Project Photos

3 Face Projects




Folk Art Candlestick



Cabin Relief in Cottonwood Bark



Fishes on Fire



Club Member Profile Joseph Sikora

...from Carolyn Vigil

Meet **Joseph Sikora** who has been member of the Colorado Carvers Club since 1992. He was introduced to the club by member **Stan Rosen** in 1991 when he was invited to give a talk about his training and experiences with carving in Bavaria, Germany.

Woodcarving is Joseph's career. He lived in Germany for 20 years having first gone abroad with the US military. After his service, he went back to Germany to work for the American Bank. While working at the bank he saw an advertisement from a professional wood carving shop wanting to hire and train new people to carve wood items to sell. Joseph studied art in college in Minnesota and thought woodcarving would be a new way to explore his love of drawing and painting.


To get him started, Joseph's new boss at a small woodcarving studio in Bavaria, Germany, demonstrated the cuts in the wood with Joe following his directions. At the end of this training period, he was put to work carving the orders he was given at the beginning of each week to be completed by the end of the week. His first projects were to carve small goats and lambs to go into Nativity scenes. On his first goat, he cut three legs off — it took him two days to carve this one small goat. However, Joe persevered and became expert at his job.

Joseph teaches woodcarving year-round in Lakewood and Westminster and has been an incredible asset in that he encourages his students to check out our club with many joining. We are fortunate to have him teaching at our Carving in the Rockies events as well.

Joseph enjoys carving basswood, but his favorite woods are cherry, walnut, and mahogany. He relishes the challenge that each piece of wood presents to him.

Much of Joseph's time is spent researching art and going back to his art studies and training. He'd like to turn some of those projects into carvings. He specializes in traditional, hand-carved fine art, religious pieces, and architectural elements.

Joe is married to Jenny Hoss (from Germany) and German is spoken in the home. The children are bilingual as well.



May Seminar

...from Jan Skuderna

Theresa Vitolo will guide us in carving this cute hedge hog. You will need is a knife, v-tool, maybe a gouge, and \$1.



coloradocarvers.org

Get loads of club information
!! here !!

Donations Needed

Those of you who have attended our Carving in the Rockies events over the years know that **Jan Skuderna** has set up some very impressive raffles for our carvers.

Where she gets the items to raffle are from YOU! If you have tools you no long use (hand tools, dremels, foredoms,etc.), wood and roughouts you have collected over the years you think you may never get to... please contact Jan for a donation pickup.

Items can be anything to do with carving. Jan's email is: janskuderna@comcast.net and her phone number is: (303) 908-3409.

Clean out that workshop and give Jan a call!

Texas Woodcarvers Guild

Our own **Andy Mayer** won Best of Show - Grand Champion no less at the Spring Texas Woodcarvers Guild show in April. Way to go!!!

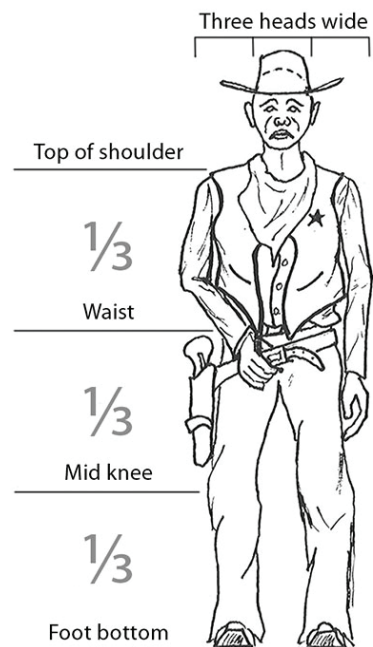


Rule of Three...

Body Proportions

- Divide the body, below the head, into three equal sections: the shoulders to the waist, the waist to mid-knee, and mid-knee to the bottom of the feet.

- Use the width of the head to determine the correct width of the body. At the shoulders, the body is three heads wide.



Northern Colorado Woodcarvers

Club meetings the second Thursday of the month at 6pm at the Woodcraft Store in Loveland, CO
Contact: Richard Bandy 970-587-9681

Open Carving

Thursdays 9-12 noon
Broomfield Community Center,
280 Spader Way, 303-464-5500
Silver Sneakers accepted


Pikes Peak Whittlers

Club meetings second Saturday every month at Redeemer Lutheran Church
2226 N. Corona St.
Colorado Springs, CO 80907
Contact: pikespeakwhittlers@gmail.com

Club Sponsors

Carolina Tupelo
Chipping Away
Dockyard Tools
Fan Carvers World
Flexcut Tools
Mountain Woodcarvers
Proxxon
Rams Products
Razor Tip

Mountain Woodcarvers



**Your Hobby
Your Source**

**Tools, Books &
Supplies**

Call us 800.292.6788

www.mountainwoodcarvers.com

Clements Center

1580 Yarrow St, Lakewood

Open Carving Wednesdays 9am - 1pm
\$3.00 drop-in fee

Windsor Gardens Crafters & Carvers

Contact: Howard Fistell
Howard@totalspeed.com
303.667.6000

Drop-In Woodcarving at Malley

3380 S. Lincoln St., Englewood
303-762-2661

Wednesday, 3/4-5/27, 1:30-4:30, Non-resident \$20 Resident \$17

This is a drop-in group folks that socialize while carving in a self-led workshop setting.

We hope to see some new carvers.

Longmont Woodcarvers

WHO: anyone interested in carving
WHAT: carving & fellowship
WHEN: every Friday 8am - 11:30am
WHERE: Longmont Senior Center
910 Longs Peak Ave.
Longmont, Colorado

Do you have a woodcarving tip?? Send it to pollywhite@comcast.net.

For instance - A **dental brush**, specifically a stiff-bristled toothbrush or denture brush, is a highly valuable, low-cost tool in woodcarving, primarily used for cleaning, detailing, and removing wood "fuzzies" from carved surfaces.

Woodcarving Tips

The Colorado Carver

The *Colorado Carver* is a monthly publication of the **COLORADO CARVERS CLUB**, a registered, nonprofit organization. Unless otherwise stated, meetings will be held on the **SECOND** Saturday of each month, **11:15am** at the Maple Grove Grange Hall, 3130 Youngfield St., Wheat Ridge, CO. Open carving and instructional carving is held on the **SECOND** Saturday of each month, **9:00 till 11:15am**. Annual membership dues are \$25.00.

Visit our website at www.coloradocarvers.org.

Direct **articles** for the newsletter to:
Polly White
Phone: 720-256-3816
Email: pollywhite@comcast.net.

Club Officers

President - Amy Eha
303-564-0262

Vice Pres. - David Tjarks
303-241-8402

Secretary - Carolyn Vigil
303-985-3724

Treasurer - Al Vigil
303-985-3724

Board

Jordan Francis - 214-649-2203

Terry Koger - 303-838-6135

Kimberly McCoy - 303-204-0289



COLORADO CARVER'S CLUB
P.O. Box 19171
Denver, CO 80219-0171

FIRST CLASS
RETURN REQUIRED